

Sport Mat

by dinoflex


Built Dinoflex **Tough**

FITNESS ■ ARENAS ■ EDUCATION ■ SKI RESORTS



RECYCLED
RUBBER
FLOORING

Inspire confidence in every area of your facility with quality recycled rubber sport flooring underfoot. From the first step to the last rep, Sport Mat fitness flooring is there to support health and recreation at every level. From skates* to weights, from rolling loads to rough equipment edges, our rubber flooring will out-perform the competition and look good doing it.



Perfect for All Athletic Facilities

Ice rinks*, ski resorts, professional sports teams, and fitness clubs select this format to ensure that moisture, humidity and temperature change will not affect the performance of the tiles. The high traction of Dinoflex recycled rubber -- even when wet -- makes this product perfect for a multitude of areas in both winter and summer sport facilities.

*Skate formula recommended.

Features

- High traction
- Shock absorbing
- High density
- Recycled content contributes to green rating
- Skate blade resistant
- Moisture resistant
- Inlaid logos

Benefits

- Reduces the risk of slips and falls for a safer gym
- Will handle impact of weights and machinery
- Won't show wear pattern with heavy use
- Low VOC allows for healthy air intake and is FloorScore® Certified
- Material will not deteriorate over time
- Install in areas subject to high moisture
- Confidently brand your location with a logo that will not wear

Best For

Commercial

Education

Fitness Centers

Golf Courses

Hospitality

Ice Arenas

Locker Rooms

Recreation Facilities

Retail

Ski Resorts

Weight Rooms



Color: Earthstone Orange

Tolerance of +/- 0.5mm

Square Cut Glue Down

38" x 38" = 10.0ft²
(96.5cm x 96.5cm = 0.93m²)

STANDARD THICKNESS

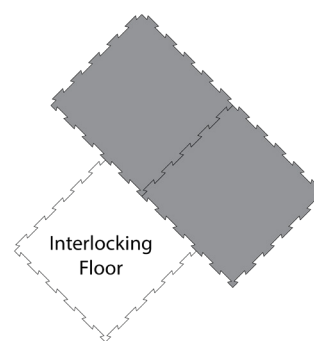
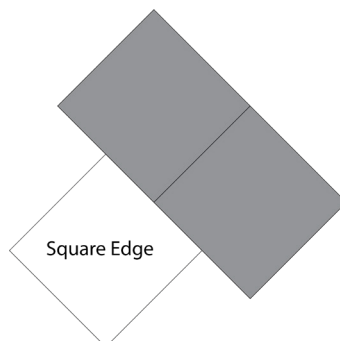
4mm (5/32")	8mm (5/16")
5mm (3/16")	9mm (11/32")
6mm (1/4")	10mm (3/8")
7mm (9/32")	12mm (1/2")

Interlocking Loose Lay

37" x 37" = 9.5ft²
(94cm x 94cm = 0.88m²)

STANDARD THICKNESS

7mm (9/32")	10mm (3/8")
8mm (5/16")	12mm (1/2")
9mm (11/32")	




Color Swatches


standard




BLACK




10% BEIGE




10% BLACKBERRY




10% BLUE




10% BROWN




10% GREEN




10% GREY




10% LIME




10% RED




30% BEIGE




30% BLACKBERRY




30% BLUE




30% BROWN




30% GREEN




30% GREY




30% LIME




30% RED




50% BEIGE




50% BLACKBERRY




50% BLUE




50% BROWN




50% GREEN



50% GREY




50% LIME




50% RED


two-color




BEIGE/GREY



BLUE/GREEN




BLUE/GREY




RED/GREY


metro




BLUE



GREEN

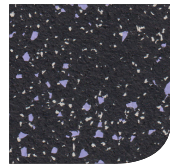


GREY

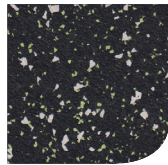


BEIGE


metro II




BLACKBERRY




LIME




PEARL



PURPLE




TAMALE




TURQUOISE


stone-line




EARTHSTONE
BEIGE




EARTHSTONE
ORANGE




EARTHSTONE
RED



SEASTONE BLUE




SEASTONE
TURQUOISE




SEASTONE
GREEN


decor collection




AZTEC EMPIRE




DEEP SEA




INDEPENDENCE



LUNAR SHOWERS




MAYAN SANDS




NIGHT SKY


granite flex



GREEN




RED




GREY


granite flex plus




GREEN-BEIGE




GREEN-GREY




RED-BEIGE



RED-GREY




GREY-BEIGE




GREY-GREY

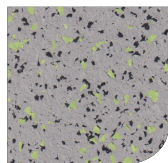
elite line




GIBRALTAR GREY




MEDITERRANEAN
BLUE




METEOR GREY



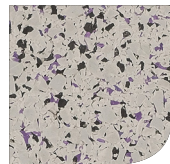
SAHARA BEIGE



SUNSET RED



TROPICAL GREEN



TUSCANY GREY

Contact your Sales Representative for more information.

Colors shown are reproduced as closely as possible to actual product. Contact Dinoflex for product sample.



[Click here to design your own
Recycled Rubber Tile.](#)

DESCRIPTION	TEST METHOD	UP TO 50% COLOR	OVER 50% COLOR
Accelerated Floor Trafficking		None	None
Static Propensity	AATCC 134	Maximum Average Voltage = POS 1.6 KV	
Sound Absorption / Noise Reduction Coefficient	ASTM C423		SAA - 0.06 NRC - 0.05
Abrasion Resistance	ASTM C501	Weight Loss 0.22 grams	Weight Loss 2.85 grams (4.0%)
Compression Set	ASTM D395B	98.05% Recovered; 1.95% Unrecovered	94.7% Recovered; 5.3% unrecovered
Breaking Load / Elongation / Tensile	ASTM D412	Breaking Load: length - 32.21 lbs; width - 30.25 lbs Elongation: length - 123.88%; width - 114.38% Tenacity: length - 261.9 lbs/square inch; width - 245.9 lbs/square inch	Breaking Load: 73.7 lbs Elongation: 117.6% Tenacity: 186.1 lbs/square inch
Static Coefficient	ASTM D2047	Standard Neolite: Dry 1.17; Wet 1.13 Leather: Dry >1.20; Wet 0.95	Dry 0.85; Wet 1.01
Hardness Shore A Durometer	ASTM D2240	60	62
Density	ASTM D3676	55.1 Lbs/Cubic Foot	78.3 Lbs/Cubic Foot
Impact Sound Transmission	ASTM E492	4mm IIC 56	8mm IIC 59
Critical Radiant Flux	ASTM E648	CRF 0.35 watts/square cm (6mm Medium Color)	CRF 0.49 watts/square cm (6mm High Color)
Critical Radiant Flux - With Fire Retardant	ASTM E648	CRF 0.37 watts/square cm (6mm - 80% Fire Retardant/20% SBR) CRF 0.51 watts/square cm (8mm - 80% Fire Retardant/20% SBR) CRF 0.35 watts/square cm (10mm - 80% Fire Retardant/20% SBR)	CRF 0.20 watts/square cm (8mm - 40% Fire Retardant/60% SBR) CRF 0.37 watts/square cm (10mm - 40% Fire Retardant/60% SBR)
Critical Radiant Flux (15 min burn) - With Fire Retardant	ASTM E648 (NY)	CRF 0.84 watts/square cm (4mm Black with 30% EPDM with Fire Retardant)	
Smoke Density	ASTM E662		Non-Flaming 396
Flexibility	ASTM F137	Passes 6 mm Mandrel	Passes 6 mm Mandrel
Electrical Resistance - Surface to Ground	ASTM F150	4.6x10 ¹⁰ Ohms	1.9x10 ¹¹ Ohms
Electrical Resistance - Surface to Surface	ASTM F150	1.5x10 ¹¹ Ohms	3.9x10 ¹¹ Ohms
Resistance to Chemicals	ASTM F925	No Change to all with the exception of Slight Change to Kerosene	No Change
Static Load (24 Hr period)	ASTM F970	0.004 inch Residual Compression @ 250 psi 0.011 inch Residual Compression @ 1000 psi	0.030 Inch Residual Compression @ 1,000 psi
Short Term and Residual Indentation (@ 140 lbs)	ASTM F1914	0.005 Inch (2.08%) Residual Indentation	-0.030 Inch (9.0%) Residual Indentation
Mildew Resistance	ASTM G21	Light Mold Growth after 28 days	No Mildew after 28 days
Static Decay NFPA 99	101B/NFPA 99 12-4.1.3.8(f)(3)(i)	Decay Time -5000 Volt Charge 0.25 seconds	

More testing data available, contact Dinoflex for more information.
Please Note: All measurements are subject to nominal variation.

Dinoflex
P.O. Box 3309
5590 46 Ave SE
Salmon Arm, BC, Canada
V1E 4S1

Toll Free: 1-877-713-1899
Direct: 250-832-7780
sales@dinoflex.com
dinoflex.com

10-year limited warranty
when installed in accordance with
Dinoflex's Installation Guidelines.



Date Issued: September 2025